

A 2021 South Asia Book Award Honor Book

A 2021 Notable Social Studies Trade Book for Young People

A 2021 ALA Rise: A Feminist Book Project's Top Ten Book

A 2020 Kirkus Reviews' Best Picture Book



ACTIVITY SHEETS



Picture Book | 5-7 Years | Grades K-2

Key Themes: Civil rights, LGBTQ+, Same-sex weddings, Cultural celebrations, Homophobia, Communities & Neighborhoods

Lexile: AD720L

LCCN: 2020940847

978-1-949528-94-7 (Hardcover)

978-1-949528-93-0 (Paperback)

978-1-949528-92-3 (eBook)

Available via Ingram, Follett School Solutions,
OverDrive, EBSCO & more

Ayesha is excited to attend her cousin Ritu's wedding. She can't wait to dance at the baraat ceremony! But not everyone is happy that Ritu is marrying her girlfriend Chandni. Some have even vowed to stop the celebrations. Will Ayesha be able to save her cousin's big day?

Centering Ayesha's love for her cousin as much as it showcases Ritu and Chandni's love for each other, this warmhearted debut from Ameya Narvankar celebrates the power of young voices to stand up against prejudice and bigotry.



AN IMPRINT OF SAMBASIVAN & PARIKH

“Simultaneously confronts homophobia and celebrates child-powered change in Hindu communities: a delight.” –Kirkus Reviews (STARRED)

“With a dearth of picture books authentically addressing marriage traditions within the South Asian community, and particularly LGBTQ+ couples, this is a welcome attempt at rectification.” –School Library Journal

“. . . a lively procession of jewel tones and golden yellows . . . to stand up for love against hate.” –Foreword Reviews

Resources for the classroom

Educator Guide

Author's Note

Downloadable Activities

Book Trailer

Flip Book with Audio Narration

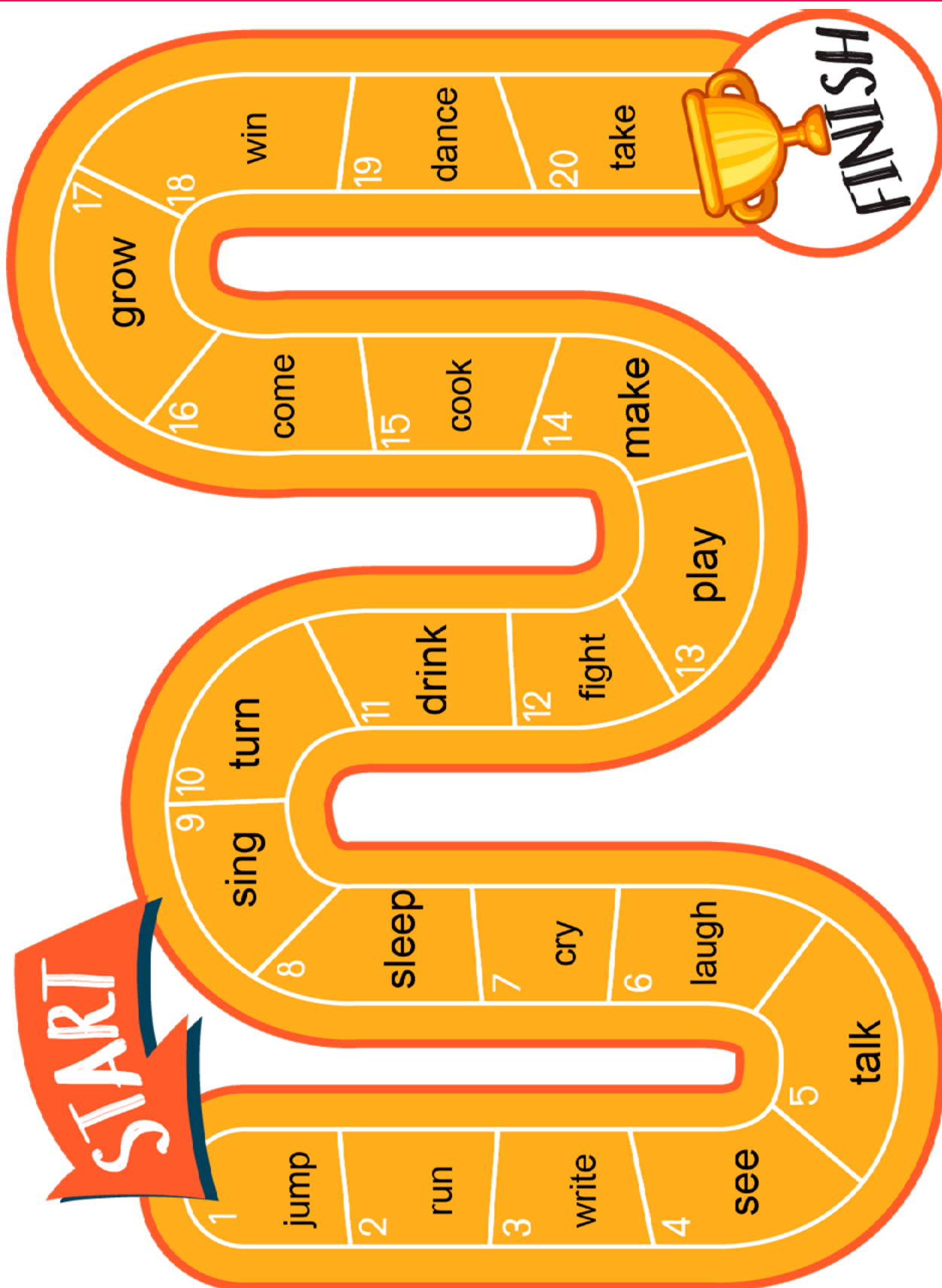
Pronunciation Guide



Ameya Narvankar is a multidisciplinary designer, visual artist, and bookmaker from India. An alumnus of IIT-Bombay, Ameya believes in the power of design to bring about change, which he hopes to achieve through his foray into children's literature. He loves, in no particular order, cats, bearded men, and Beyoncé (who doesn't?).

Connect with him at [@ameyazing](https://www.instagram.com/ameyazing) on Instagram.

VIVID VERBS!





VIVID VERBS GAME: INSTRUCTIONS


What You'll Need:

- A printed copy of the game board
- Game pieces (a penny, eraser, paperclip—anything will do!)
- Die
- Small whiteboards and markers for each player
- Timer (optional)

Instructions:

Vivid Verbs can be played in groups of 2 to 4. Each player will place their game piece on the spot marked “Start” on the game board. Player one will roll the die and advance the number of spaces indicated on the die. The word written on the square is a common verb. Using their whiteboards, player one will have 2 minutes to brainstorm as many descriptive verbs to replace the common verb. The player will be awarded one point for each unique descriptive verb generated. This process is repeated for the next player. When the first player reaches the finish line, the player with the most accrued points wins the game.

MEHENDI HANDS

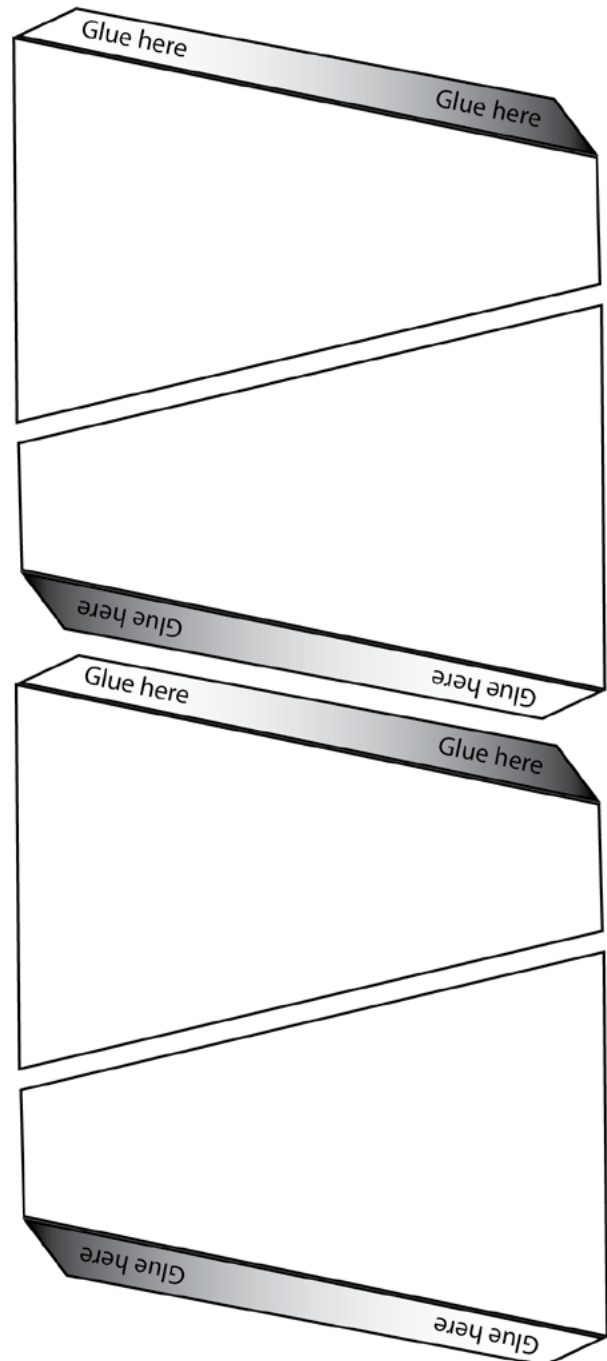
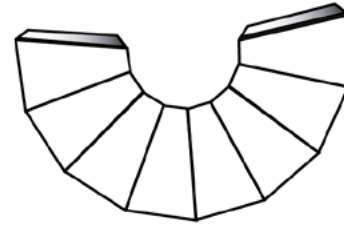
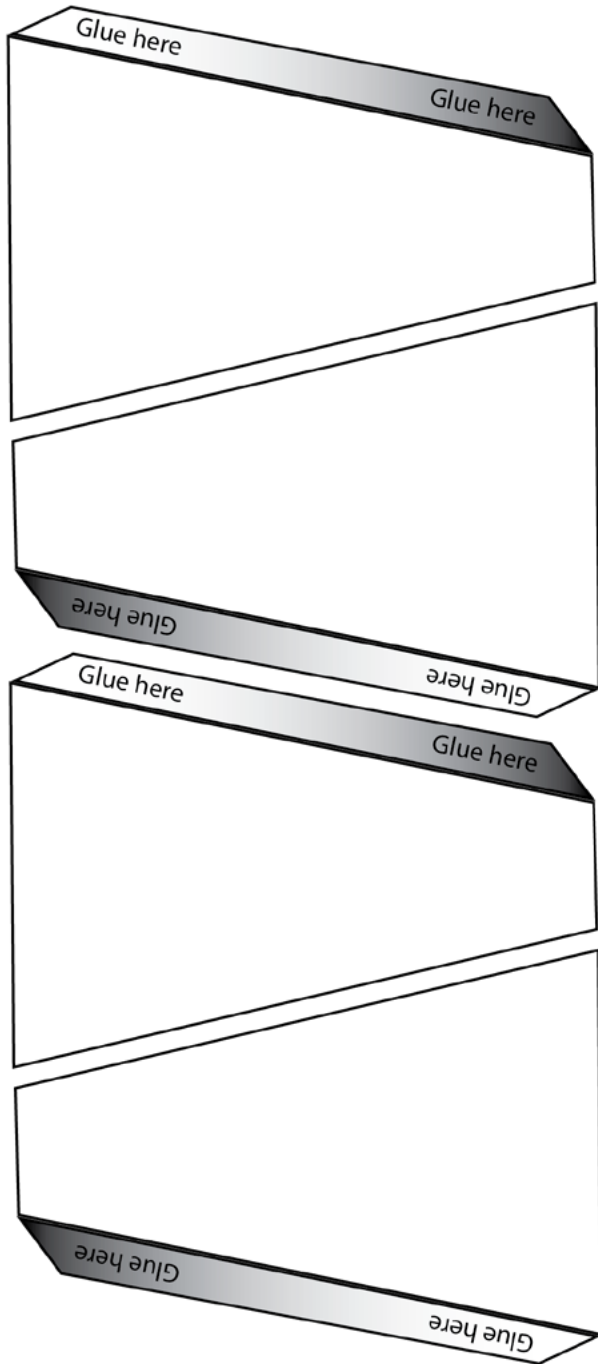


Make an eye-catching mehendi design! You can use the simple shapes above to create patterns. Repeat the shapes to create flowers, vines, leaves, and more.



BUILD A 3D LEHENGA

Cut out the shapes on this sheet and create patterns. Add color and then glue them together to create the pattern shown here:



What You'll Need:

- This sheet printed on construction paper
- Color pencils or markers
- Scissors
- Glue or tape